

Website: www.Vista-Panels.com Phone: 765.356.6614

*Wood Clone
End Panels*



*Table Tops
Available*

*Laminate
End Panels*




*Any Image
Submitted*

Vistapanel

*Patented Imaging Technology
Economical - Indelible - Creative*





VistaPanel™ General Specifications

Vista-Wood Series: Direct image of stock photorealistic wood images from catalog and adjusted to specifications of composition, size, color, opaqueness, gloss, and personalization. Both faces are imaged upon final approval.

Vista-Lam Series: Manufacture and laminate to engineered wood core a .031 thick high pressure custom laminate to meet NEMA specifications with customer supplied image or specified Pantone color(s) adjusted to specifications of composition, size, color, opaqueness, gloss, and personalization. Finished one side with thermofused melamine finish back face in standard black or white as standard. Laminate back face and self edged laminate banding is an option.

Vista-Steel Series: Custom images can be placed on all LBS standard 18 gauge steel end panels.

END PANELS:

All end panels are constructed from 3/4" and 1-1/8" thick nominal engineered wood core.

All edges come standard with PVC banding in standard base colors.

Optional "T"-Mold Edging also available in 30 solid color and wood grain choices as specified by the design.

Powder Coated Metal Frame Kits also available with or without "T" and Safety Bumper Trim as specified by design.

Note: All sizes designed to fit Library Bureau Steel Shelving. Wood Hardware not included. Steel attachment hardware if required available by Library Bureau Steel.

CANOPY AND COUNTERTOPS:

All tops are constructed from 3/4" thick engineered wood core. 1-1/8" thick tops are achieved by adding building up 3/8" thick engineered wood around the perimeter.

All exposed edges are banded to match end panel series design.

Aprons and Cornices are available and field assembled with hardware supplied.

ACCESSORIES:

End Panel Toe Kick: The toe kick is constructed of 3/8" thick engineered wood core. All exposed edges are banded to match end panel series design. Painted Black is also available. The Toe Kick assembly is field assembled with hardware supplied using 3 wood screws.

Intermediate End Panels: Same as end panels finished both sides and predrilled to fit in between standard LBS Frame Uprights and replace base brackets, web stiffeners and canopy gussets as structural members.

Base Toe Kick Fascia: The toe kick is constructed of 3/8" thick engineered wood core. All exposed edges are banded to match end panel series design. Painted Black is also available. The Toe Kick assembly is field assembled with hardware supplied to modified LBS steel base shelf using 3 wood screws.

Adjustable Shelves: The adjustable shelves are 3/4" thick engineered wood core. All exposed edges are banded to match end panel series design and field assembled with hardware supplied to modified LBS shelf bracket using 4 wood screws. All sizes available.

Frame Backs: The back is constructed of 3/8" thick engineered wood core and imaged on either one or both sides to fit single face or double face LBS units. No All edges are unfinished since they are not exposed in final assembly. Field assembled with hardware supplied.

Warranty: All items manufactured by VistaPanel™ sold by Library Bureau Steel are guaranteed against defect for the period of five years from the date of purchase. We will replace or repair without cost to our customer any defective item. No deductions for repairs on location will be allowed without prior written authorization. In no event shall liability under this warranty exceed the original purchase price.

FOB Factory - Fayetteville, NC. 28312

Artwork Requirements:

The quality of your finished product is determined by the quality of the art provided.

We prefer to receive original art when possible. This gives us the opportunity to create original hi-res digital files we can match in the final processing. All custom images must be in public domain, royalty free or you must possess ownership of the copyright. All licensed, trademarked or copyrighted images require a copy of your permission or authorization for its use.

VistaPanel™ recommends the following websites as a source for suitable artwork: Dreamstime.com, iStockPhoto.com, Shutterstock.com, PhotoBucket.com and BigStockPhoto.com and the photo search site FotoSearch.com

Digital files may be sent on CD or uploaded to our FTP site. We can e-mail instructions for this type of file transmission upon request.

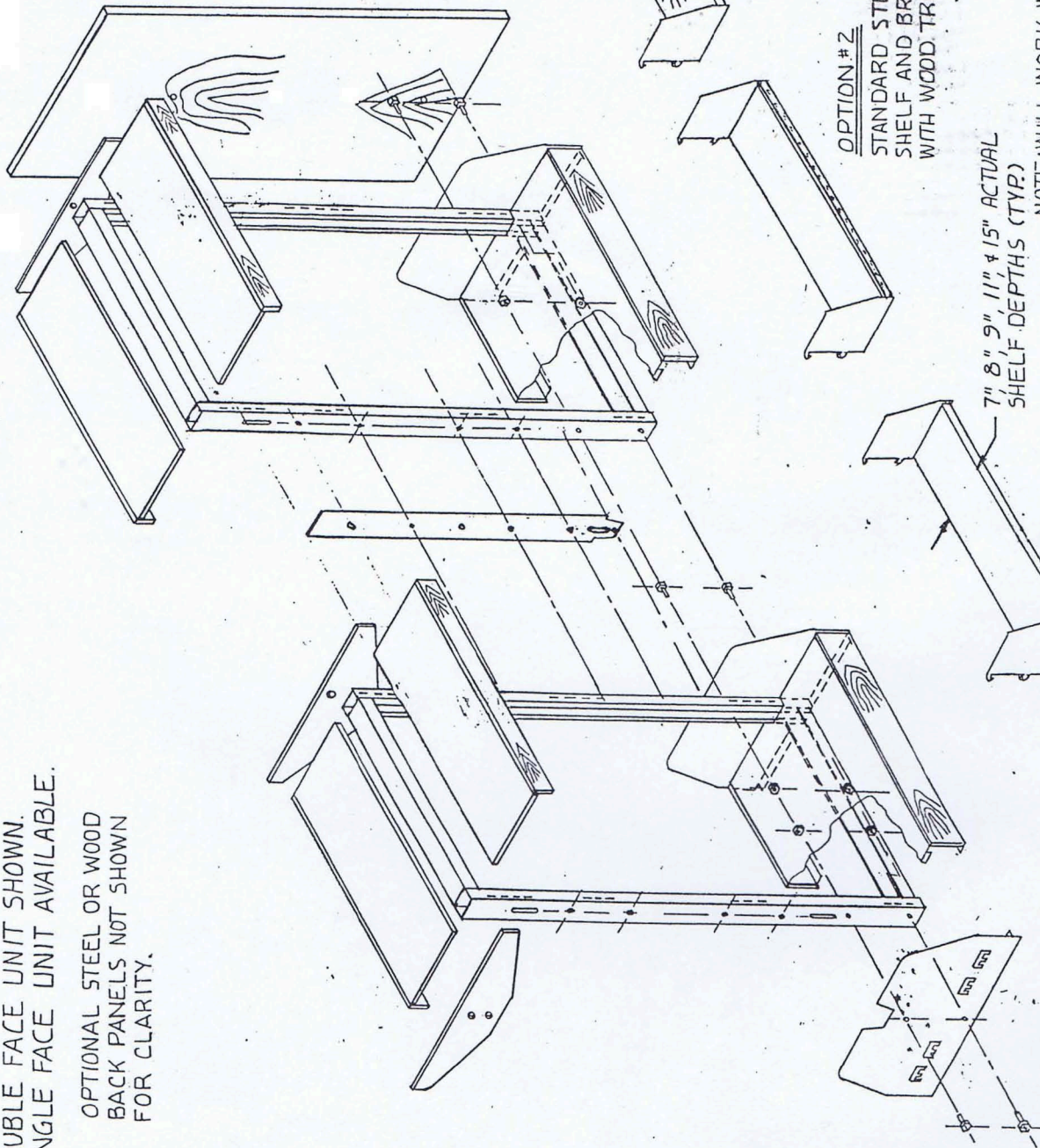
We are both a MAC and PC based shop and have the ability to accept digital file formats such as tiff (tif), psd, eps, and bmp. Vector art is preferred. If Illustrator is used and fonts are created, please create outlines of the text before saving. This will insure the text will read as a graphic, not text, so you will not have to send the fonts with the project. Please do not send jpg (jpeg) files. In the compression process some loss of data may occur causing undesirable print color or quality.

Send digital files in a 300 dpi format at the desired final print size. Do not send 72 dpi images or 72 dpi images that have been sized up to 300 dpi. If sending digital files, original reflective art, slides or transparencies, include a printed proof to insure the best possible color reproduction of your project. Proofs will be electronically transmitted at no charge. Production of order will not begin until approved proof and acknowledgment is returned to VistaPanel™ or LBS.

OUR GRAPHIC ARTISTS WILL REVIEW ALL SUBMISSIONS FOR QUALITY SUITABILITY. WE WILL NOT PROCESS POOR QUALITY SUBMISSIONS!

DOUBLE FACE UNIT SHOWN.
SINGLE FACE UNIT AVAILABLE.

OPTIONAL STEEL OR WOOD
BACK PANELS NOT SHOWN
FOR CLARITY.



ADJUSTABLE SHELF OPTIONS:

OPTION #3
STEEL SHELF BRACKETS
WITH WOOD SHELF.

OPTION #2
STANDARD STEEL
SHELF AND BRACKETS
WITH WOOD TRIM

7" 8" 9" 11" 15" ACTUAL
SHELF DEPTHS (TYP)

OPTION #1
STANDARD STEEL SHELF
AND BRACKETS

NOTE: WILL WORK WITH
SWAY BRACED, WELDED
FRAME, AND SEISMIC
CONSTRUCTION.

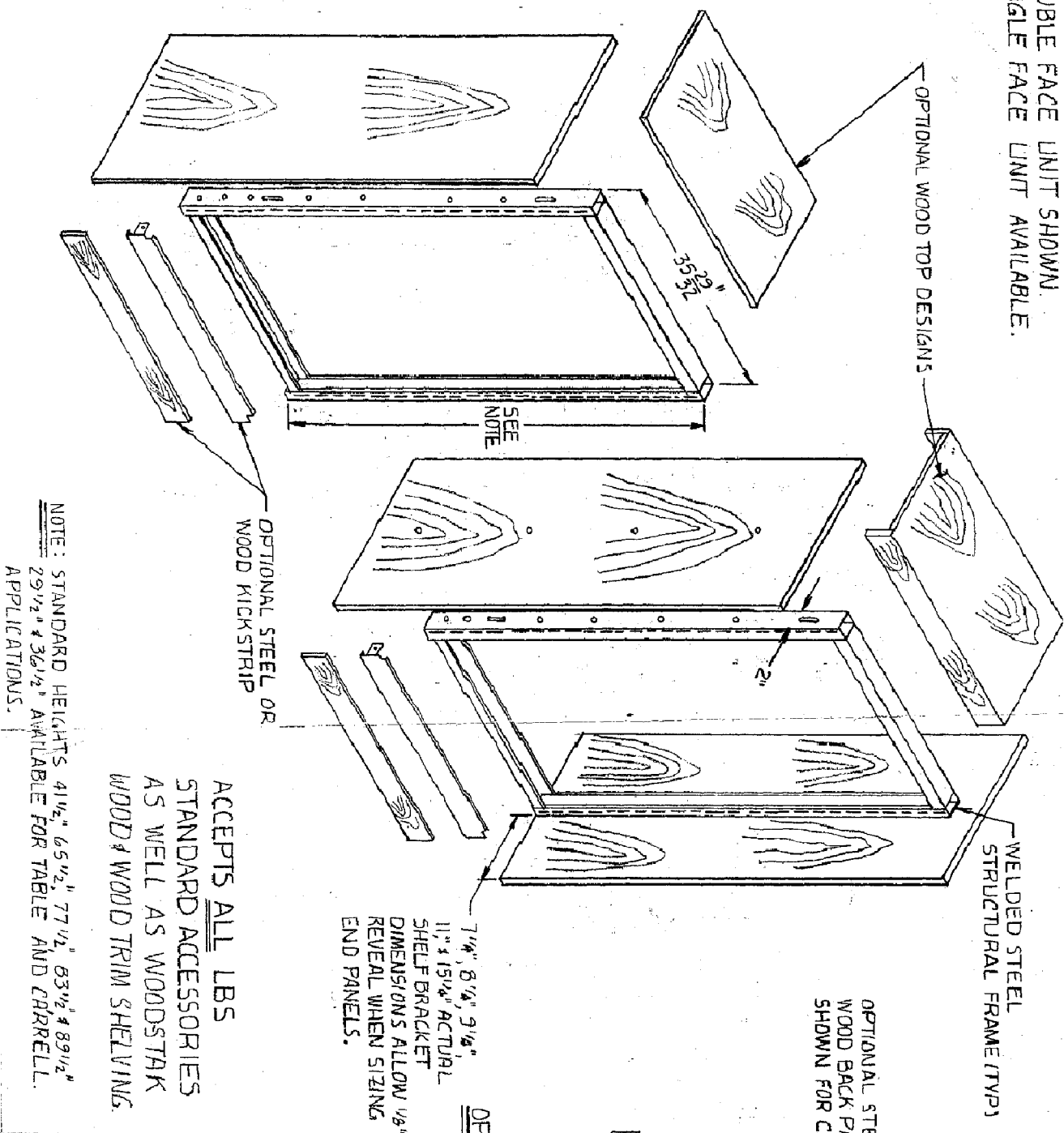
NAME

WOOD-STAK


LIBRARY BUREAU STEEL

SHEET OF
SCALE: 1/4"

DOUBLE FACE UNIT SHOWN.
SINGLE FACE UNIT AVAILABLE.



NAME	
EXPLORER	
LIBRARY BUREAU STEEL	
SHEET	OF
SCALE	7/8



ArtiSteel by Library Bureau Steel



Custom Imaged & Laser Cut End Panels



FEATURING

Vistaclone

"Incredible Indelible Technology"

"Economically Creative"



WoodClone Custom Imaged Panels